



Learning from Home – Brooke Avenue Public School Stage 3 (Years 5 and 6) – Week 4, Term 3

The following timetable can be used by students to support learning at home. All tasks have been linked to syllabus outcomes. If technology is available at home, please use the attached links to support learning.

Monday 2nd August 2021

Daily Task – Water the plants around your house or in the garden.

English

Spelling: Choose 10 spelling words from the list of interesting words below and write them down. Take a photo of them and upload them to Seesaw for your teacher to see.

Accommodate (two c's and two m's)

Asthma (sneaky "th")

Colonel (even though we pronounce it "kernel")

Conscience (even though we pronounce it "con-chense")

Embarrass (two r's and two s's)

Handkerchief (even though we pronounce it "hankerchief")

Indict (even though we pronounce it "indite")

Jeopardy (sneaky "eo")

Knead (sneaky "kn")

Liaison (even though we pronounce it "lee-ay-zon")

Millennium (two l's and two n's)

Mortgage (even though we pronounce it "mor-gage")

Occurred (two c's and two r's)

Pharaoh (even though we pronounce it "fair-roe")

Playwright (even though we think of a "writer" who writes "plays")

Queue (even though we pronounce it "cue")

Receipt (sneaky "pt")

Recommend (here's one where you'd think two c's and two m's, but there's only one "c")

Zucchini (sneaky "cch")

Grammar: Quotation Marks (speech marks)

Watch the following clip about using quotation marks: <https://www.youtube.com/watch?v=6-YFmLctwDY> (Punctuation: Introduction to speech marks)

Have a conversation with a family member and write the conversation down using quotation marks in the correct position.

Quotation marks

Quotation marks are sometimes called speech marks or inverted commas.

They are used to indicate the beginning and end of direct speech.



"Let's build a sandcastle," Bob asked his sister.



Can you think of other examples of direct speech?

Study*ladder*

Writing: Poetry – Cinquain Poem

A cinquain is a five-line poem that is about an object, person or idea. Each line has a rule. Watch the video about Cinquain Poems:

<https://www.youtube.com/watch?v=nbw5Ldj-00>

Line 1 – one word to state the object, person or idea

Line 2 – two words to describe the subject

Line 3 – three words to describe the subject

Line 4 – four words about the subject

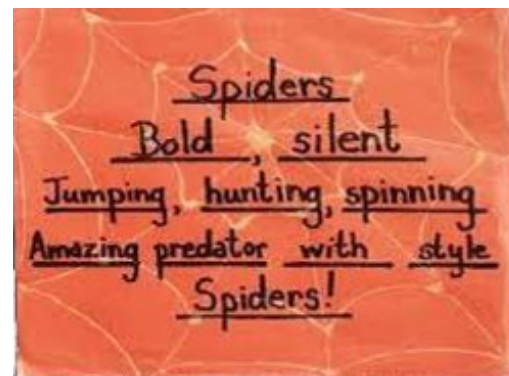
Line 5 – one word comment on the subject

Read the cinquain poems below...


* Have a go at writing your own cinquain poem

* Remember the rules!

* Use strong descriptive language



Reading: Read a short story book that you have at home or if you do not have any short stories listen to one from <https://storylineonline.net/> Write a character description of one of the characters from the book. Think of the following when writing your description.

Character Description Writing Prompt					
	What are they wearing? Keep it simple. Names and colours? Link to the weather or where they are.	Height? Build? Muscular? Thin? Rotund?	Clothing? Smart? Scruffy? Why are they dressed this way? Items.	Can you use a simile to describe the formality of their appearance?	Use personification to create a mental image of the clothes on the character's body.
	Describe the eyes and hair?	Use a simile to describe the eye or hair colour?	How do other people feel around this character? What's the vibe? Why?	Describe the character's facial features? Is there a feature that can infer something about an event in the character's past? E.g. a scar, broken nose, bum etc.	How is the weather affecting the character? The sun, wind, rain etc
	Use an oxymoron to compare or contrast the character.	What equipment does the character have with them? Why?	Describe the character from afar and from up close.	Personality Confident? Shy? Anxious? Elated?	Create a rumour about the character – 'Rumour has it....'

Break – Time to stop and refuel. Eat, play, have fun. Self-directed outside activities where possible.

Maths:

Warm up- Dice game- Race to 100 and back again

If you don't have a dice, use an online dice (Online dice link- [Roll a Die](#)) or make a cube and place one to six dots on each face.

Roll your dice, roll again, add your numbers together. Keep rolling and adding until you get to exactly 100. Once you reach 100, go back down to zero rolling and subtracting until you reach exactly zero.

Money

1. How many ways can you make \$5? Make a list
2. Answer the following money problems

Tiana makes \$15 per hour when she works during the week. On the weekends, she gets \$18 per hour.

- a) How much did Tiana earn in 1 week, if she worked 3 hours per day after school?
- b) In that same week, Tiana also worked 5.5 hours on the weekend. How much did she earn altogether for the week?

Thum Thai served 4 groups of friends for dinner. 2 groups chose the Belly Banquet, which was \$37 per person, 1 group chose the Big Banquet which was \$42 per person and the last group chose the Boppa Banquet which was \$53 per person.

- c) How many people had the Belly Banquet if it made \$444?
- d) How much money did the Big Banquet make if there were 11 people in the group?
- e) How many people had the Boppa Banquet if Thum Thai made a total of \$1224 for the night? (Remember to take into account answers from c) and d))

Extension:

If Tiana made \$15.75 midweek and \$18.90 on the weekend work out a) and b) again.

If Thum Thai charged \$37.50 for the Belly Banquet, \$42.25 for the Big Banquet and \$53.55 for the Boppa Banquet what would be the total cost be if 3 people had the Belly Banquet, 7 people had the Big Banquet and 13 people had the Boppa Banquet?

Geography: The Olympic Games

Answer the following questions about Japan and the 2020 Olympics:

1. When did Japan win the bid to host the 2020 Olympics?
2. Has Japan hosted any Olympic Games before and in what year/s?
3. How many countries are participating in the 2020 Olympic Games?
4. How many gold medals have Australia won at the 2020 Olympic Games as of 2nd August and for what sports?
5. Which six new sports were included in the 2020 Olympic Games?
6. What city is hosting the 2020 Olympic Games?



Break – Time to stop and refuel. Eat, play, have fun. Self-directed outside activities where possible.

Creative Arts: Visual Arts – ICube Colour Theory

Can we introduce ourselves with numbers? We can do it on the 6 sides of a cube! This activity is called **I-cube** and we use numbers to explain our hobbies, our special numbers (date of birth), special events/ holidays and our favourite sports etc.

Colour Theory: every side of the cube is decorated with a number which represent the author but is also coloured with six different groups of colours. On every side we can find one of these subjects:

1. primary colours (red, blue, yellow)
2. warm colours
3. cool colours
4. achromatic colours (black & white)
5. 2 complementary colours (opposites on the colour wheel-see last week's lesson)
6. a scale of greys

Materials

- Crayons, pencils, felt tip pens etc
- Cube template (attached)
- Scissors

- Glue/ sticky tape

Steps

1. Draw and colour the sides with 5 different numbers that characterise you, and a little portrait with your name. The choice of where to put the numbers and colours is entirely up to you.
2. After drawing and colouring your cube, paste it on a cardboard (optional).
3. Cut it out.
4. Fold along all the lines.
5. Put glue on the tabs (if using glue) and assemble the cube.
6. If using sticky tape, place along the edges.



PE: Walk for 20 minutes with a family member. If you have a dog, take him/her with you as well. (Just make sure you're within 10km from your home).



Tuesday 3rd August 2021

Daily Task – Collect the mail once it's been delivered.

English

Spelling: Put your 10 chosen words into alphabetical order.

Extension: think of five other words that have unusual spelling.

Grammar: Quotation Marks (speech marks)

Click the link https://worksheetplace.com/mf_pdf/Quotation-Marks-Worksheet-5.pdf or complete the worksheet attached on quotation marks.

Writing: Poetry – Haiku Poems

A Haiku is a Japanese poem that describes nature. However, it can be written about any subject you choose. Watch the video about Haiku poems:

<https://www.youtube.com/watch?v=-bhxsmxu560>

A Haiku poem is a 3 line poem. Each line has a different number of syllables. Practice clapping out the syllables in these words: beautiful, atmosphere, bird, delicious, fluffy.

Line 1 – has five syllables

Line 2 – has seven syllables

Line 3 – has five syllables

Read the Haiku poems below, then have a go at writing your own Haiku!



Reading:

Read a short story (different to yesterday's story) and use expression when reading. Record yourself and upload to Seesaw. Remember, if there's quotation marks in the story take on the characters voice. We are looking forward to hearing your reading with expression.

What was the big picture/theme or hidden meaning of the story you read?

See below the example of the differences between the Theme and the Main Idea.

Theme	vs. Main Idea
The THEME of a story is the moral, lesson, or message.	The MAIN IDEA of a story tells what it is mostly about. (One sentence summary.)
* Actions speak louder than words.	* Connor was always getting in trouble and making excuses.
* It's okay to be different.	* Laura and Jane are very different, but still close friends.
* Be compassionate	* Travis and his friends had fun plans, but decided to volunteer instead.
* Teamwork	* The team won the game when they worked together.

Break – Time to stop and refuel. Eat, play, have fun. Self-directed outside activities where possible.

Maths: Money

Warm up- Dice game- Race to 100 and back again

| NSW Department of Education

If you don't have a dice, use an online dice ([Online dice link- Roll a Die](#)) or make a cube and place one to six dots on each face. Roll your dice, roll again, add your numbers together. Keep rolling and adding until you get to exactly 100. Once you reach 100, go back down to zero rolling and subtracting until you reach exactly zero.

Money

Look at the attached catalogue pages and answer the following questions:

Looking at the front cover:-

- 1) if I purchased 10 cans of John West tuna, what would the total cost be?
- 2) if I purchased 1.5kg of the lamb shanks, how much would it cost me?
- 3) if I purchase the 6 pack of *Up N Go* for \$4.85, what is the value of each drink?

Looking at pages 2 and 3:-

- 1) which is better value- Cold Power, Dynamo or the Biozet Laundry Liquid? Give reasons for your answer.
- 2) which is better value- The Kleenex Toilet tissue (toilet paper) or the Kleenex Eco Toilet Tissue? Which one would you buy and why?

Looking at pages 4 and 5:-

- 1) if I purchased 6 of the Zafarelli spaghetti packets, how much would they cost altogether?
- 2) if you were making an Italian meal for your family and you needed 500g of spaghetti, 500g pork mince and two garlic breads, how much would it cost altogether?
- 3) which other ingredients would you need to make an Italian meal for your family? You might need to look online for a recipe. Go to Coles online and search for the ingredients. Total up the cost. Show your working.

Extension: Make up some questions of your own about the attached catalogues and solve them

Science: Physical World – Forces

What will happen if we change the strength of a force applied to an object?

If I kick a soccer ball with a small amount of force and then a large amount of force. What would we expect to happen? We would expect the ball with more force will travel further.

How could we conduct a test to prove that adding a force will have more effect on an object?

Drop and bounce test:

What happens when a ball is dropped from different heights? Does adding height to a ball drop increase the height of the bounce?

Conduct an experiment and gather information and results to prove this theory.

| NSW Department of Education

Using a tennis ball or similar drop the ball from different heights and test the changes in its bounce. This test will help us determine or prove that by adding more force to an object will cause the object to move further. In this case cause the ball to bounce higher. When the ball is dropped the more force, it has when it bounces, and the resulting bounce will show and differences in effect of this force.

Follow the instructions to conduct the test and record results. Use the recording sheet attached.

Materials: tennis ball, tape measure or metre ruler, iPad/phone and recording sheet (table).

Steps:

1. Measure the heights from the recording page (dropping every 10cm up to 1m).
2. Drop the ball from each height. Use a phone or iPad to record the bounce to see how high it is or just look and judge yourself. You may need a family member to help you with this part.
3. Record the height the ball bounced in the table provided.
4. Once all tests have been conducted put your results into a column or other graph.
5. Students write their conclusion after finishing the test. (What happened)
6. Did this test support the original statement of adding more force to an object make it move further?

Break – Time to stop and refuel. Eat, play, have fun. Self-directed outside activities where possible.

PE: Throw a Frisbee with another family member for 10 minutes. How many in a row could you catch? Wearing the same outfit with your sibling is optional! (ha ha!)



Wednesday 4th August 2021

Daily Task – Write a letter to your teacher or a friend about how you're feeling. Give it to them when we return to school.

English

Spelling: Choose five of your spelling words and use them in an interesting sentence.

Extension: Mega sentence

See how many words from your list you can put into ONE sentence. Your sentence must make sense! Upload them to Seesaw for your teacher to see.

Grammar: Quotation Marks (speech marks)

Write down a conversation that you would like to have with your teacher using quotation marks. See the examples below. Take a photo and record yourself reading the conversation.

"How are you feeling about home school?" asked Miss Lewis

"Some days are fun, some days are hard and some days are crazy" replied Jimmy.

"What has been the best part about home school?" questioned Ms Lewis

"Spending lots of time together and seeing sea stars!" exclaimed Mackenna.

Writing: Poetry - Limerick

A limerick is a nonsense poem that is meant to make people laugh.

Limericks have 5 lines that follow a rhyming pattern. They rhyme on lines 1,2 and 5. Watch the clip below. It will take you through how to write one.

<https://www.youtube.com/watch?v=k-rn3dgmcs> (The Limerick Song)

Rhythm is created by ensuring you follow the rhyming pattern and the correct number of syllables.

Line 1 – 8 or 9 syllables (introduce your character)

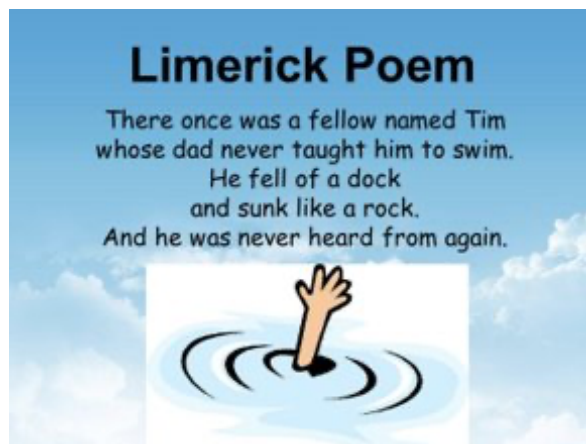
Line 2 – 8 or 9 syllables (describe the character)

Line 3 – 5 or 6 syllables (a funny event)

Line 4 – 5 or 6 syllables (a funny event)

Line 5 - 8 or 9 syllables (funny end to your story)

These are pretty tricky, but you got this! Read the examples below for inspiration!



Catching raccoons is no easy task.
But if you do remember to ask:
If the law they abide.
And they've nothing to hide.
Then why do they all wear a mask?

Reading:

Read a short story out loud (remembering to use expression).

Choose ONE activity to complete from the link: <https://docs.google.com/file/d/0ByoPVjMJ6NNhY3JJSzA2dldJdGc/preview?resourcekey=0-C8Mqgfo1QS68cpCO7JoINg>

If you do not have access to the Internet, use the Reading Response Choice Board attached. We will do the same grid for Thursday and Friday as well.

Break – Time to stop and refuel. Eat, play, have fun. Self-directed outside activities where possible.

Maths:

Warm up- Dice game- Race to 100 and back again

If you don't have a dice, use an online dice (Online dice link- [Roll a Die](#)) or make a cube and place one to six dots on each face.

Roll your dice, roll again, add your numbers together. Keep rolling and adding until you get to exactly 100. Once you reach 100, go back down to zero rolling and subtracting until you reach exactly zero.

Money

Pandora's Palace (attached)


Look at the Pandora's Palace activity and answer the 12 questions.

Extension: Write some questions of your own about Pandora's Palace and solve them

Geography: The Olympic Games

Create a colourful and informative booklet or poster about the 2020 Japan Olympic Games.

Include the following: motto, Olympic flag, Olympic emblem, mascot (if applicable), sports, medals, location, infrastructure, other interesting facts. See the examples below for inspiration.



Break – Time to stop and refuel. Eat, play, have fun. Self-directed outside activities where possible.

Creative Arts: Dance & Music – This is Me!

Follow along and have fun! Video yourself and share with your teacher or perform for your family!

<https://www.bbbpress.com/2020/03/remote-drama-activity-dance-tutorial-greatest-showman/> (The Greatest Showman Cardio Dance)

If you can't access the video, listen to the song, and choreograph your own dance or sing along.

<https://www.youtube.com/watch?v=CjxugyZCfuw> (The Greatest Showman Cast – This Is Me)



PE: Place a cricket stump in the front or back yard. From a 10-metre distance, see how many times you can hit your target in 10 minutes. Maybe send some footage of this to your teacher on Seesaw. (You can be standing up for this one if you prefer).



Thursday 5th August 2021

Daily Task – Write a meal plan for the day or week.

English

Spelling: Write your 10 spelling words using letter boxes. Get a family member to work out which spelling word fits into which box. See the example below.

Write each of the following words in the box that matches the letter shapes of that word.

hats	boot	belt	sock	bows
tutu	gown	ring	shoe	cape

Grammar: Quotation Marks (speech marks)

Write a conversation between the two characters in the image below. Use quotation marks to show what they are saying to each other. Remember to start a new line when a new character speaks.



Writing: Poetry – Diamante Poem

A Diamante (dee-uh-mahn-tay) is a seven-line poem that does not rhyme.

'Diamante' is the Italian word for diamond, so this poetic form is named for this diamond shape. There are two types of diamante poems, synonym and antonym. The subject matter can be about anything. Watch this video to learn more: <https://www.youtube.com/watch?v=glll9etpyfu>

Line 1: 1 word (a noun)

Line 2: 2 words (adjectives that describe the noun)

Line 3: 3 words (verbs that give the noun in line 1 action)

Line 4: 4 words that form a phrase about the noun

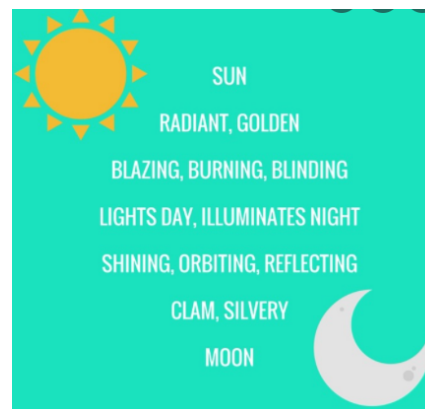
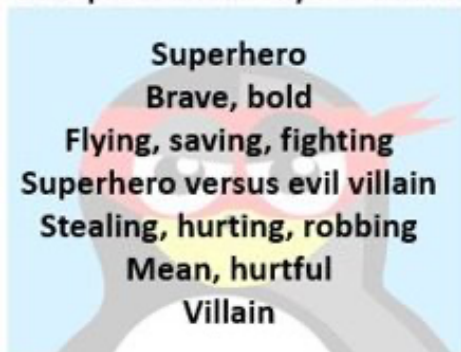
Line 5: 3 words (verbs that give the noun in line 7 action)

Line 6: 2 words (adjectives that describe the noun in line 7)

Line 7: 1 word (a noun that is a synonym or antonym of the noun in line 1)

Now try writing your own Diamante poem! There are some examples below.

Example of an Antonym Diamante



Reading: Re-read the short story you read from yesterday and choose another activity from the Reading Response Choice Board (link on Wednesday's lesson or attached below).

Break – Time to stop and refuel. Eat, play, have fun. Self-directed outside activities where possible.

Maths:

Warm up- Dice game- Race to 100 and back again

If you don't have a dice, use an online dice (Online dice link- [Roll a Die](#)) or make a cube and place one to six dots on each face.

Roll your dice, roll again, add your numbers together. Keep rolling and adding until you get to exactly 100. Once you reach 100, go back down to zero rolling and subtracting until you reach exactly zero.

Money- Budgeting

You are in charge of buying groceries for your whole family for the week. You have a **\$150 budget**.

You need to consider:

How many people you are buying for and what your family eat (are there vegetarians etc.). Include all meals; breakfast, lunch, dinner and snacks. You must have some healthy choices i.e. fruits and vegetables.

- Make a shopping list, work out how many you need of each product, write down the price, total it up.

Questions:

- 1) Did you come in under/over budget?

- 2) Do you need to adjust your shopping list?
- 3) Which items are the most important? Why?
- 4) Ask an adult what they think of your shopping for the week. Record their response.

Extension:

Write down all the foods **you** consume within a week. Think of the quantity consumed and using Coles catalogues (online), try and work out how much it costs to feed you. Record your answers.

Science: Forces – Paper Rollercoaster

Use your knowledge of forces to create a paper rollercoaster for a marble.

Watch: <https://youtu.be/U7XYzPfutBs> (Paper Roller Coasters)

You must make the rollercoaster using the paper templates and any other materials you have around the house.

The marble must make it from start to finish without falling out or stopping halfway of your rollercoaster. If the marble does not make it or falls out, you need to think about why and make modifications to fix this.

Your roller coaster must have at least 1 loop, 1 curve and 1 hill.



You will need:

- Paper template (attached)
- Sticky tape
- Scissors
- Marble
- Flat Solid base (tabletop or large piece of cardboard)



Extension: Can you add another loop into your rollercoaster? What will you need to think about in order to do this?

Break – Time to stop and refuel. Eat, play, have fun. Self-directed outside activities where possible.



PE: Go for a bike or scooter ride with a responsible adult in your family. (The views don't have to be as spectacular!)

Friday 6th August 2021

Daily Task – Choose a recipe and write a shopping list for what you'll need. Cook it for your family!

English

Spelling: Write your spelling list out and then get a family member to test you on your words from the week. Take a photo and upload it to your teacher on Seesaw.

Grammar: Quotation marks (speech marks)

Design a poster for the classroom that teaches students what quotation marks are and how to use them correctly. Add this to your Seesaw account so you will always have a reminder on how to use them correctly.

Writing: Poetry – “I Am” Poem

An I am poem is all about you! All you have to do is follow each line's instructions and you will create a work of art.

Try to add in some figurative language such as similes, metaphors, personification or alliteration.

Have a go at writing your own I am poem by following the guide that has been attached to this pack. You will need to follow the rules for each line. Use descriptive language.

Reading:

Choose your favourite short story you have at home. This might be one you enjoyed as a younger child. Record yourself reading it and upload it to Seesaw. We would love to hear you read fluently and with expression!

Afterwards, complete one of the activities from the Reading Response Choice Board (link on Wednesday's lesson or attached below).

Extension: Complete a bonus grid activity.

Break – Time to stop and refuel. Eat, play, have fun. Self-directed outside activities where possible.

Maths:

Warm up- Dice game- Race to 100 and back again

If you don't have a dice, use an online dice (Online dice link- [Roll a Die](#)) or make a cube and place one to six dots on each face.

Roll your dice, roll again, add your numbers together. Keep rolling and adding until you get to exactly 100. Once you reach 100, go back down to zero rolling and subtracting until you reach exactly zero.

Money- You may need to write these out vertically, ensure place value is lined up correctly.

Addition

$$\$4.85 + \$3.60 =$$

$$\$5.95 + \$5.95 =$$

$$\$4.35 + \$12.90 =$$

$$\$31.00 + \$29.50 =$$

$$\$98.25 + \$45.60 =$$

$$\$22.75 + \$31.55 =$$

$$\$8.90 + \$68.35 =$$

$$\$56.50 + \$43.75 =$$

Subtraction

$$\$57.75 - \$56.15 =$$

$$\$97.55 - \$43.55 =$$

$$\$12.90 - \$11.00 =$$

$$\$67.80 - \$40.05 =$$

$$\$28.35 - \$4.95 =$$

$$\$86.05 - \$59.90 =$$

$$\$21.50 - \$15.35 =$$

$$\$110.10 - \$105.40 =$$

Extension:

Write some money equations of your own and solve them, don't forget to include a dollar sign.

Geography: The Olympic Games

Design, draw, describe or build a mascot for the 2032 Olympic Games hosted in Brisbane. Explain why you designed your mascot and make sure it links to the Olympics, location, and motto (you can invent this, too!).

See a full list of previous Olympic mascots here: <https://olympics.com/en/olympic-games/olympic-mascots>



Break – Time to stop and refuel. Eat, play, have fun. Self-directed outside activities where possible.

Creative Arts: Drama – Monologues

Watch the video: <https://www.youtube.com/watch?v=d4wllOLhCvY> (If that's not possible, don't worry there is a written lesson below).

What is a Monologue?

A monologue is a long speech delivered by 1 character either directly to the audience or to another character who is invisible. In a play, characters talk back and forth to one another but sometimes one character has a long speech in which they tell a story or complain about something or talk to another invisible character. The actor is usually alone onstage but acts as if he is talking to someone.

For example: a young girl can be explaining to her mother that she will only eat macaroni and cheese for dinner, but the mother will not actually be onstage with her. The audience must imagine that the mother is listening. Monologues are useful because they can reveal things about a character

such as their inner thoughts in a more direct way than back and forth dialogue sometimes can. Can you think of an example of a monologue from a movie or television show?

There are two types of monologues:

Funny - a third character tells a funny story or has a sense of humour about his/ her situation.

Serious - a character has a serious or sad attitude when telling the story or talking about the situation.

Monologue Structure

Monologues have a certain structure: a beginning that grabs the reader's attention, a middle that arranges events and develops ideas, and an ending that contains some form of resolution.

Beginning: The character faces a problem, a challenge, or an obstacle.

Middle: The character reveals his/ her motivation (what he/she wants) and attempts to solve or deal with the problem.

End: the character changes in some way after resolving the problem or not resolving the problem.

Choose one of the monologues attached, try to learn it by heart, practice it and when you feel prepared, video yourself and share with your teacher or perform it for your family.

PE: 10,000 step challenge

If you have a pedometer, Fitbit or smart phone, keep it on you throughout the day. If you achieve this goal, send a picture to Seesaw of this awesome achievement. If you don't have any of the above technology, 10,000 steps equally around...

1. 90 minutes of movement (walking)
2. Around 60 minutes of jogging
3. Around 45 minutes of running.



Name: _____



Quotation Marks



Add the quotation marks where needed.


1. Open quotation marks when someone starts talking, and close them when they stop.
said Liz.
2. I always forget to mute my phone at the movies. she said.
3. I hope you enjoy the movie. said her friend.
4. Jenny said, If it's the last thing I do, I'll get it done today.
5. Why, I asked, do you even care?
6. The song Rag Doll was performed in the musical *Jersey Boys* .
7. What would you do, I asked, if you were in my shoes?
8. I'd like to know, she asked, how you really feel.
9. Whatever you say! he responded.
10. My sister always says, Be careful what you wish for.
11. I'm not sure, she said, what do you think?
12. I think I'll be late, Deb announced, because I have to go back for my wallet.
13. The Beatles sang Yellow Submarine.
14. I love your jacket, exclaimed Jenna, where di you get it?
15. Jack! she yelled, Stay in the line please.

Tuesday Science Lesson

Ball Drop Test: What can happen if we change the amount or strength of a force applied to an object?

Hypothesis (What do you think will happen before you do the test):			
Drop Height	Bounce Height	Drop Height	Bounce Height
10 cm		60 cm	
20 cm		70 cm	
30 cm		80 cm	
40 cm		90 cm	
50 cm		100 cm	

- Use the grid to graph your results:



| NSV

HILL/LOOP

Cut along the solid lines and then fold along the dashed lines.



HILL/LOOP



HILL/LOOP

Science Buddies – Paper Roller Coaster Template – www.sciencebuddies.org



HILL/LOOP

Cut along the solid lines and then fold along the dashed lines.

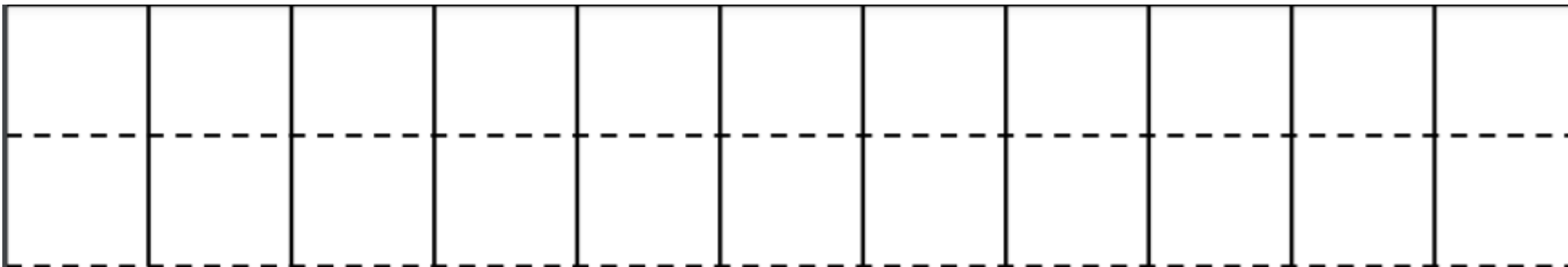


SUPPORT



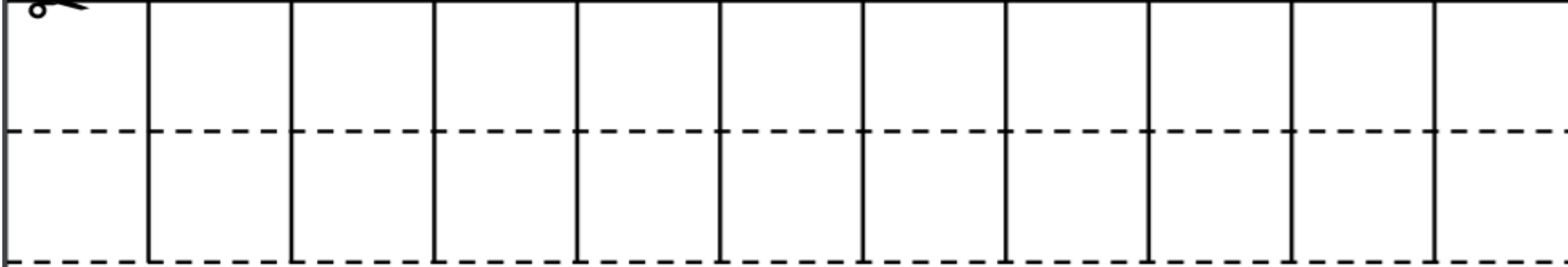
SUPPORT



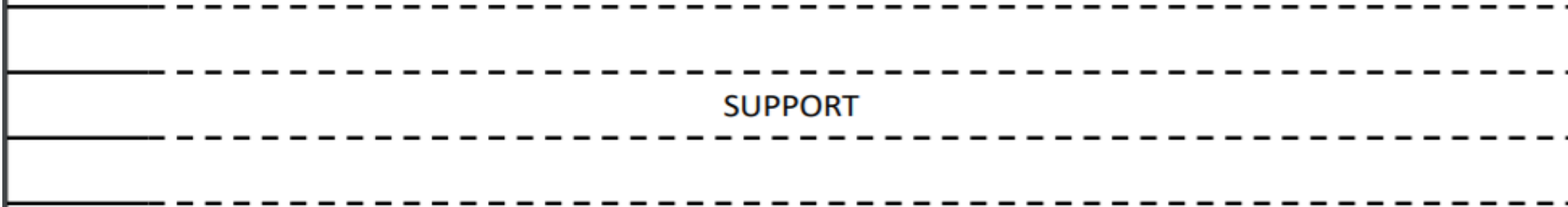


CURVE

Cut along the solid lines and then fold along the dashed lines.



CURVE



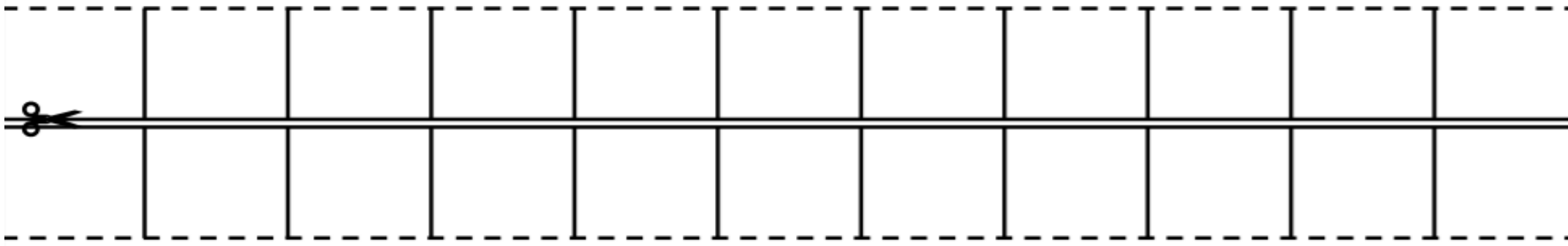
SUPPORT



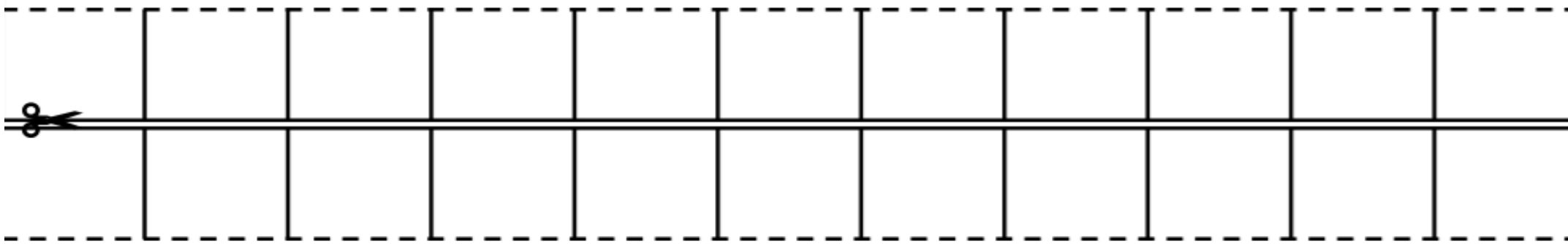


HILL/LOOP

Cut along the solid lines and then fold along the dashed lines.



HILL/LOOP



HILL/LOOP

Science Buddies – Paper Roller Coaster Template – www.sciencebuddies.org



Reading Response Choice Board!

<p>Write a letter to your teacher and tell him/her about the novel you read! Make sure you tell him/her the main characters, problem, solution, and if you enjoyed the book!</p> <p>http://www.readwritethink.org/files/resources/interactives/letter_generator/</p>	<p>CHARACTER TRADING CARD</p> <p>Choose a character from the novel you read and create a CHARACTER TRADING CARD.</p> <p>http://www.readwritethink.org/files/resources/interactives/trading_cards/</p>	<p>Make a COLLAGE! Find pictures from magazines or online and create a collage that represents what happened in your story. Try and find pictures to illustrate the characters, problem, solution, setting, & events!</p>	<p>Create a die and use each side to share the following:</p> <ol style="list-style-type: none">1. title and author2. Setting3. Problem4. Solution5. Characters6. Illustration of your favorite part!
<p>Acrostic Poem</p> <p>Create an acrostic poem about your favorite character.</p> <p>http://www.readwritethink.org/files/resources/interactives/acrostic/</p>	<p>Character Descriptions</p> <p>Choose 2 characters from your book and create a T-Chart. Write 5 adjectives to describe each character and show the evidence from the text to support the adjectives you've used to describe these characters..</p>	<p>Create a WORDLE online. Type in words that help describe the following:</p> <ol style="list-style-type: none">1. title and author2. Setting3. Problem4. Solution5. Characters <p>http://www.wordle.net/create</p>	<p>Book Report Sandwich</p> <p>Make a book report sandwich online and print it out!</p> <p>http://www.scholastic.com/kids/homework/sandwich.asp</p>
<p>Make a bookmark!</p> <p>On one side, illustrate the main characters, setting, problem and solution/resolution of your story. If it is non-fiction text, then draw pictures to illustrate 5 new facts you've learned from the text.</p>	<p>Complete an online book review of the story you have read. Click on the link below and follow the directions.</p> <p>http://teacher.scholastic.com/activities/swyar/</p>	<p>Create a Crossword</p> <p>Find at least 10 difficult or interesting words you found in your book. Create a crossword or word find using these words at www.puzzlemaker.com</p>	<p>Complete an online book review of the story you have read. Click on the link below and follow the directions.</p> <p>http://teacher.scholastic.com/activities/swyar/</p>

I Am Poem

I am _____
(Two special characteristics)

I wonder _____
(Something you are curious about)

I hear _____
(An imaginary sound)

I see _____
(An imaginary sight)

I want _____
(A desire you have)

I am _____
(The first line of the poem repeated)

I pretend _____
(Something you pretend to do)

I feel _____
(A feeling about something imaginary)

I touch _____
(An imaginary touch)

I worry _____
(Something that bothers you)

I cry _____
(Something that makes you sad)

I am _____
(The first line of the poem repeated)

I understand _____
(Something you know is true)

I say _____
(Something you believe in)

I dream _____
(Something you dream about)

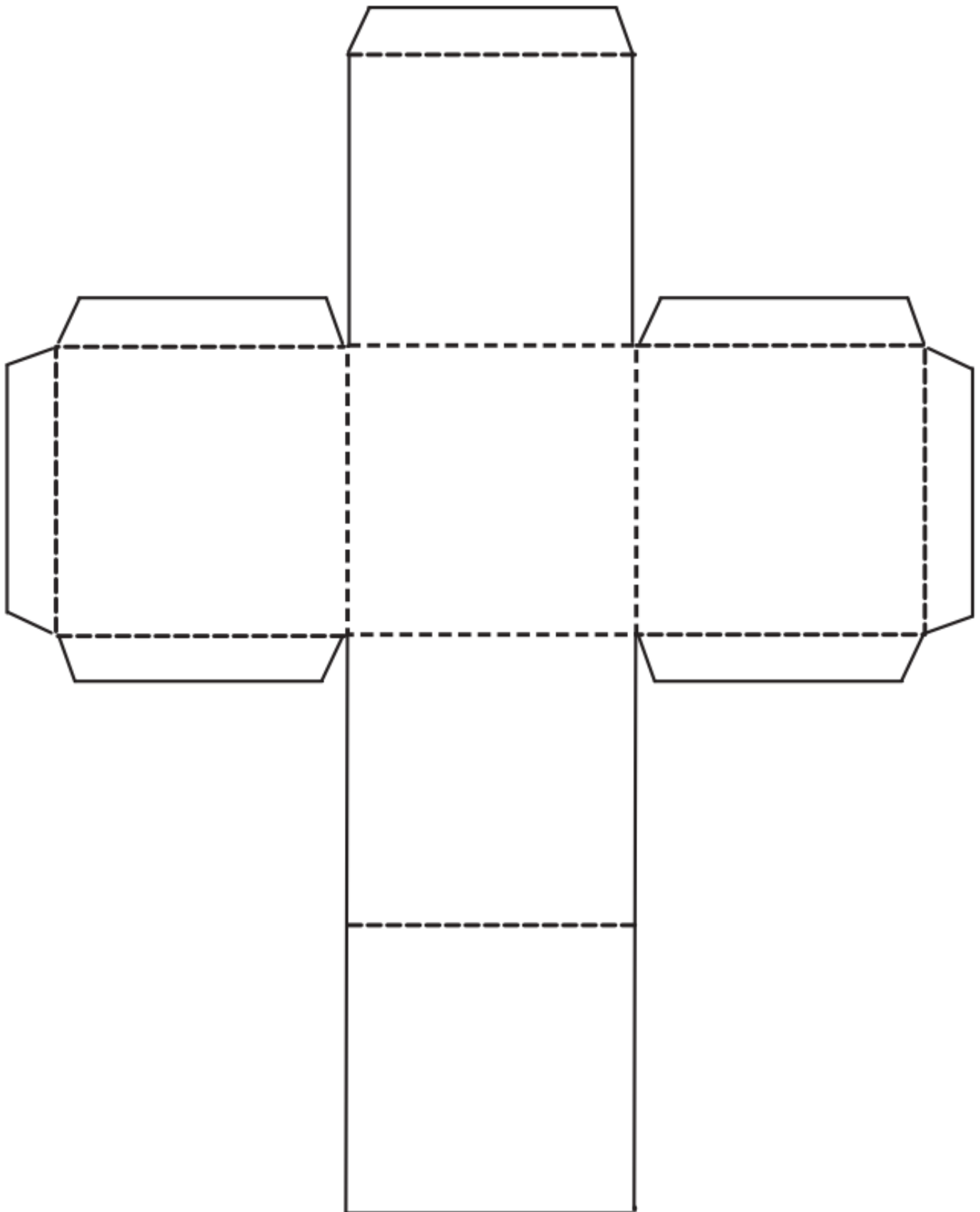
I try _____
(Something you make an effort on)

I hope _____
(Something you hope for)

I am _____
(The first line of the poem repeated)

Cube Pattern

Cut on solid lines - Fold on dashed lines



This Is Me Lyrics

I am not a stranger to the dark
Hide away, they say
'Cause we don't want your broken parts
I've learned to be ashamed of all my scars
Run away, they say
No one'll love you as you are
But I won't let them break me down to dust
I know that there's a place for us
For we are glorious
When the sharpest words wanna cut me
down
I'm gonna send a flood, gonna drown 'em
out
I am brave, I am bruised
I am who I'm meant to be, this is me
Look out 'cause here I come
And I'm marching on to the beat I drum
I'm not scared to be seen
I make no apologies, this is me
Oh-oh-oh-oh
Oh-oh-oh-oh
Oh-oh-oh-oh
Oh-oh-oh-oh
Oh-oh-oh, oh-oh-oh, oh-oh-oh, oh, oh
Another round of bullets hits my skin
Well, fire away 'cause today, I won't let the
shame sink in
We are bursting through the barricades and
Reaching for the sun (we are warriors)
Yeah, that's what we've become (yeah,
that's what we've become)
I won't let them break me down to dust
I know that there's a place for us
For we are glorious

When the sharpest words wanna cut me
down
I'm gonna send a flood, gonna drown 'em
out
I am brave, I am bruised
I am who I'm meant to be, this is me
Look out 'cause here I come
And I'm marching on to the beat I drum
I'm not scared to be seen
I make no apologies, this is me
Oh-oh-oh-oh
Oh-oh-oh-oh
Oh-oh-oh-oh

Oh-oh-oh-oh
Oh-oh-oh, oh-oh-oh, oh-oh-oh, oh, oh
This is me
And I know that I deserve your love
(Oh-oh-oh-oh) There's nothing I'm not worthy
of
(Oh-oh-oh, oh-oh-oh, oh-oh-oh, oh, oh)
When the sharpest words wanna cut me
down
I'm gonna send a flood, gonna drown 'em
out
This is brave, this is bruised
This is who I'm meant to be, this is me
Look out 'cause here I come (look out 'cause
here I come)
And I'm marching on to the beat I drum
(marching on, marching, marching on)
I'm not scared to be seen
I make no apologies, this is me

When the sharpest words wanna cut me
down
I'm gonna send a flood, gonna drown 'em
out
I'm gonna send a flood
Gonna drown 'em out
Oh
This is me

Monologues

SHARING

Some people think I don't like sharing, but that isn't true at all. I love sharing. I mean, what's not to love about being able to go up to someone and say, "Hey, can I have some of that candy?" And then they give you some! Or, "Can I ride your bike for a while?" And then you get to ride their bike! Sharing is awesome. Sometimes you have to be careful, though. Like if someone comes up to me and says, "Can I have one of your cookies?" Well, if I gave them a cookie, then I might not have any cookies left to share with other people and that would be, like, the opposite of sharing. So I have to say no. Because sharing is really important.

BUGS

I like bugs. A lot. Spiders, ants, beetles, scorpions. Most people don't even know that scorpions are insects. They think they're lizards or something. But they're not. Even lobsters are related to spiders. Yeah. So enjoy your dinner. Everyone's always telling me that bugs are disgusting. But I say, if you can like dogs, why can't you like bugs? Truth is, most dogs are covered with bugs anyway. So every time you pet your dog, you're really just petting a bunch of bugs. Even I wouldn't do that. Yeah. Now who's the disgusting one?

WAITING

(Your character is staring at the clock, waiting for the end of the school year.)

The last five minutes before the end of the school year has to be the longest five minutes in the world. Seriously. Entire planets have been formed and exploded in less time. And it doesn't help that this clock is definitely broken. Look at how slow the second hand is moving. TickTockTick. Why doesn't somebody fix that thing? Come On! It's not like the janitor has anything better to do. Good grief – I think I just saw the second hand move backwards. Hold on. Was that . . . ? Yes! The minute hand just moved up one minute! (Stare at the clock for an extended moment.) Sheesh. The last four minutes before the end of the school year has to be the longest four minutes in the world.

RIDE

(Your character is riding a roller coaster and not liking it at all. These are the thoughts that are going through your character's mind. NOTE: For this monologue, you should be sitting in a chair. Make sure to use your body to show when the coaster is going up and when it's going down.)

(Going up.) Omigod, omigod, omigod, omigod. I don't know why I ever got on this thing. I hate roller coasters. I've always hated roller coasters. I should never have listened to what Chris said.

Whoa – here come's the top and – AAAAGH!

(Going down fast.)How is this fun? This is not fun. This is no fun at all. AAAAGH!

(Going up.) Omigod, omigod, omigod, omigod, we're going up again. And we're going higher. And we're going higher. Why don't they have a stop in the middle of this thing to let people out?

That would be a good idea. They should have – AAAAGH!

(Going down fast.) Just hold on. Just hold on. Just hold on. AAAAGH! WE'RE ALL GONNA DIE!
(Leveling off.) OK, OK, OK, we're slowing down. We're on the ground. We're slowing down. We're stopping. Yes. Yes. Yes. It's over.

(To a friend in the coaster next to you.) What? Yeah, really fun. Let's go home.

BROCCOLI

Why does broccoli even exist? For one thing, it's gross. For another thing, it's disgusting. And for a third thing, it's ugly. Well, someone has to say it. Broccoli is ugly. Like, think about French fries. French fries are a vegetable too. But they're not gross . . . unless they're cold. And they're totally not ugly. I mean, hello – they're golden. In what universe is gold not a good thing? And did I mention broccoli tastes bad? Yeah, basically broccoli has nothing at all going for it. Except that my Mum likes it. And tries to make me eat it. Did I mention that broccoli is disgusting?

Name: _____



Quotation Marks



Add the quotation marks where needed.

1. Open quotation marks when someone starts talking, and close them when they stop.
said Liz.
2. I always forget to mute my phone at the movies. she said.
3. I hope you enjoy the movie. said her friend.
4. Jenny said, If it's the last thing I do, I'll get it done today.
5. Why, I asked, do you even care?
6. The song Rag Doll was performed in the musical *Jersey Boys* .
7. What would you do, I asked, if you were in my shoes?
8. I'd like to know, she asked, how you really feel.
9. Whatever you say! he responded.
10. My sister always says, Be careful what you wish for.
11. I'm not sure, she said, what do you think?
12. I think I'll be late, Deb announced, because I have to go back for my wallet.
13. The Beatles sang Yellow Submarine.
14. I love your jacket, exclaimed Jenna, where di you get it?
15. Jack! she yelled, Stay in the line please.


© <http://worksheetplace.com>

Tuesday Science Lesson

Ball Drop Test: What can happen if we change the amount or strength of a force applied to an object?

Hypothesis (What do you think will happen before you do the test):			
Drop Height	Bounce Height	Drop Height	Bounce Height
10 cm		60 cm	
20 cm		70 cm	
30 cm		80 cm	
40 cm		90 cm	
50 cm		100 cm	

- Use the grid to graph your results:



| NSV

HILL/LOOP

Cut along the solid lines and then fold along the dashed lines.



HILL/LOOP



HILL/LOOP

Science Buddies – Paper Roller Coaster Template – www.sciencebuddies.org



HILL/LOOP

Cut along the solid lines and then fold along the dashed lines.

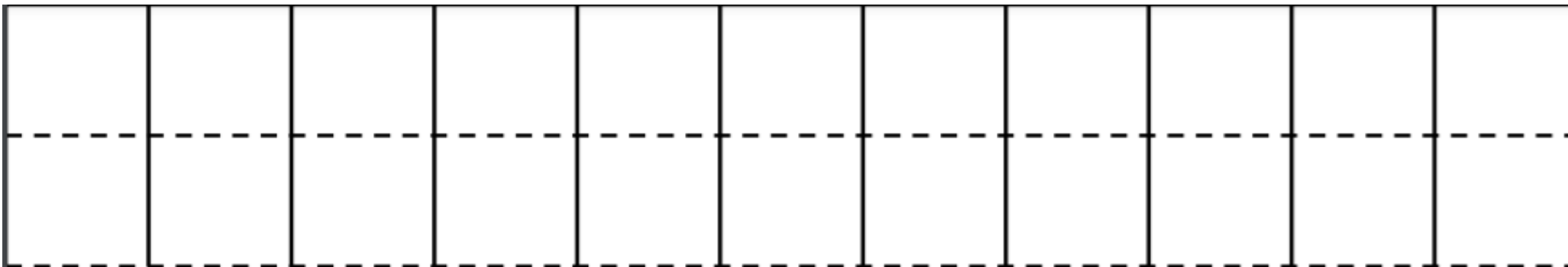


SUPPORT



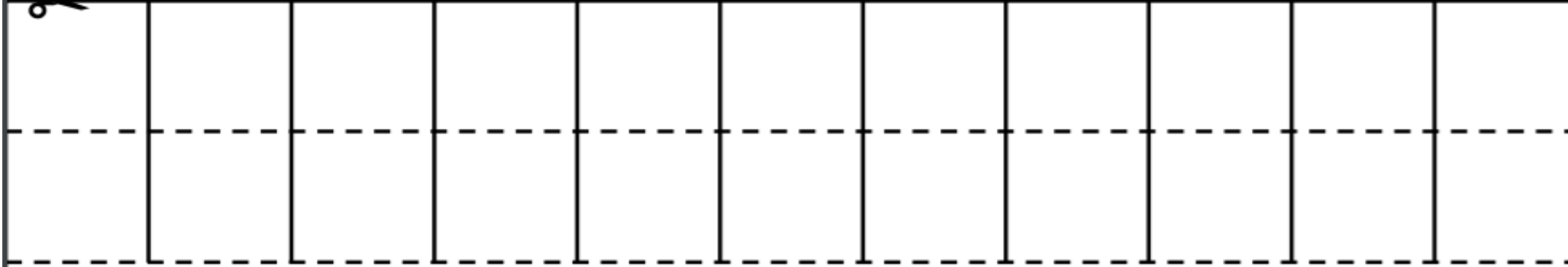
SUPPORT



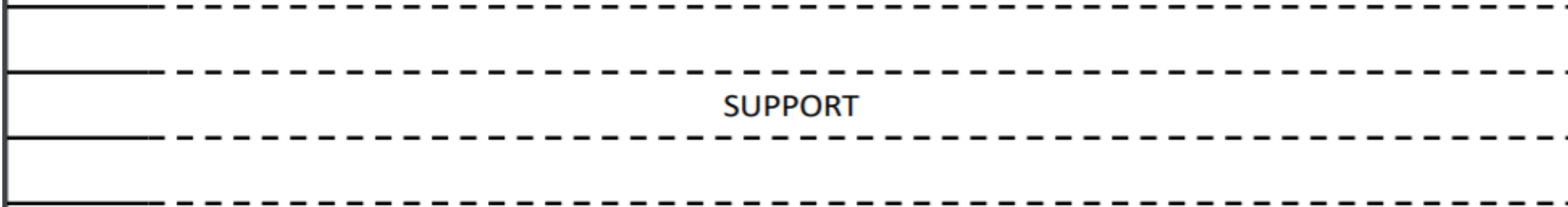


CURVE

Cut along the solid lines and then fold along the dashed lines.



CURVE



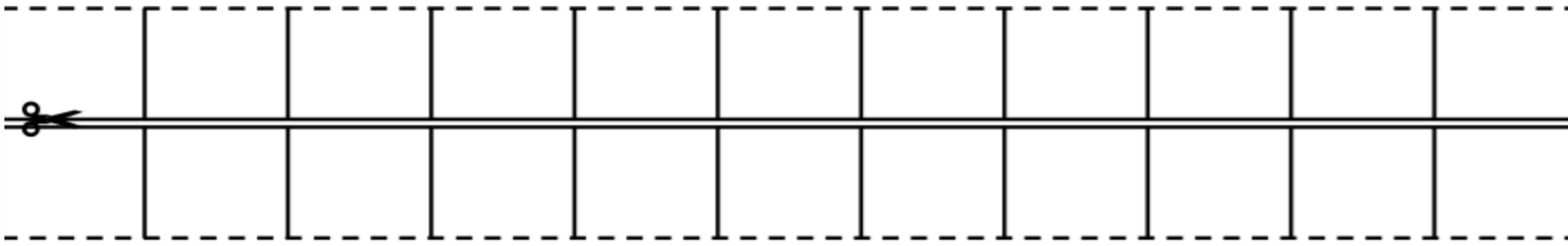
SUPPORT



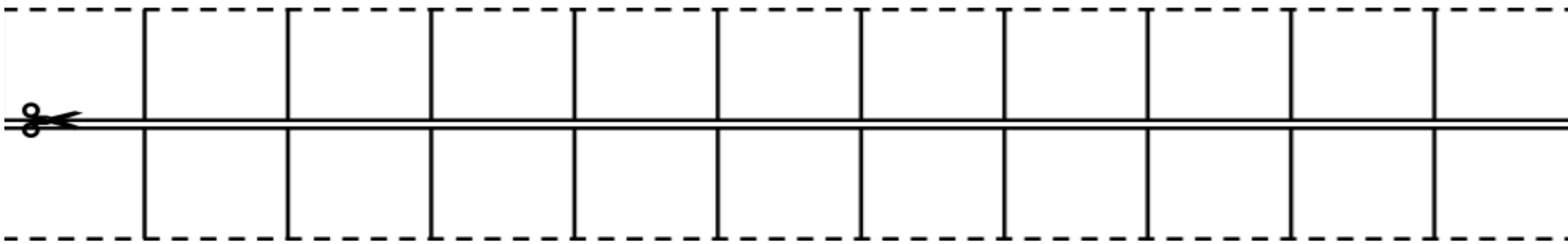


HILL/LOOP

Cut along the solid lines and then fold along the dashed lines.



HILL/LOOP



HILL/LOOP

Science Buddies – Paper Roller Coaster Template – www.sciencebuddies.org



Reading Response Choice Board!

<p>Write a letter to your teacher and tell him/her about the novel you read! Make sure you tell him/her the main characters, problem, solution, and if you enjoyed the book!</p> <p>http://www.readwritethink.org/files/resources/interactives/letter_generator/</p>	<p>CHARACTER TRADING CARD</p> <p>Choose a character from the novel you read and create a CHARACTER TRADING CARD.</p> <p>http://www.readwritethink.org/files/resources/interactives/trading_cards/</p>	<p>Make a COLLAGE! Find pictures from magazines or online and create a collage that represents what happened in your story. Try and find pictures to illustrate the characters, problem, solution, setting, & events!</p>	<p>Create a die and use each side to share the following:</p> <ol style="list-style-type: none">1. title and author2. Setting3. Problem4. Solution5. Characters6. Illustration of your favorite part!
<p>Acrostic Poem</p> <p>Create an acrostic poem about your favorite character.</p> <p>http://www.readwritethink.org/files/resources/interactives/acrostic/</p>	<p>Character Descriptions</p> <p>Choose 2 characters from your book and create a T-Chart. Write 5 adjectives to describe each character and show the evidence from the text to support the adjectives you've used to describe these characters..</p>	<p>Create a WORDLE online. Type in words that help describe the following:</p> <ol style="list-style-type: none">1. title and author2. Setting3. Problem4. Solution5. Characters <p>http://www.wordle.net/create</p>	<p>Book Report Sandwich</p> <p>Make a book report sandwich online and print it out!</p> <p>http://www.scholastic.com/kids/homework/sandwich.asp</p>
<p>Make a bookmark!</p> <p>On one side, illustrate the main characters, setting, problem and solution/resolution of your story. If it is non-fiction text, then draw pictures to illustrate 5 new facts you've learned from the text.</p>	<p>Complete an online book review of the story you have read. Click on the link below and follow the directions.</p> <p>http://teacher.scholastic.com/activities/swyar/</p>	<p>Create a Crossword</p> <p>Find at least 10 difficult or interesting words you found in your book. Create a crossword or word find using these words at www.puzzlemaker.com</p>	<p>Complete an online book review of the story you have read. Click on the link below and follow the directions.</p> <p>http://teacher.scholastic.com/activities/swyar/</p>

I Am Poem

I am _____
(Two special characteristics)

I wonder _____
(Something you are curious about)

I hear _____
(An imaginary sound)

I see _____
(An imaginary sight)

I want _____
(A desire you have)

I am _____
(The first line of the poem repeated)

I pretend _____
(Something you pretend to do)

I feel _____
(A feeling about something imaginary)

I touch _____
(An imaginary touch)

I worry _____
(Something that bothers you)

I cry _____
(Something that makes you sad)

I am _____
(The first line of the poem repeated)

I understand _____
(Something you know is true)

I say _____
(Something you believe in)

I dream _____
(Something you dream about)

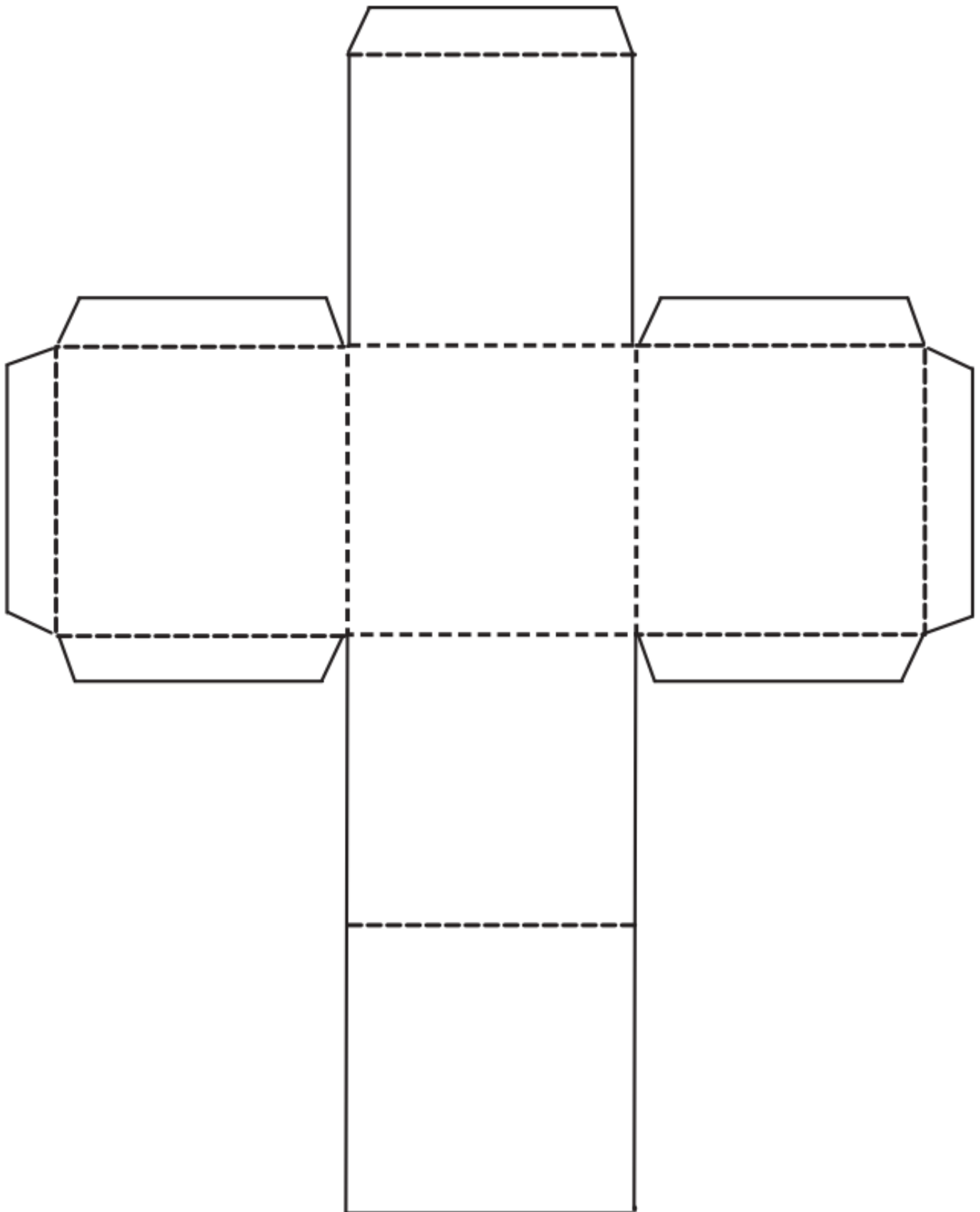
I try _____
(Something you make an effort on)

I hope _____
(Something you hope for)

I am _____
(The first line of the poem repeated)

Cube Pattern

Cut on solid lines - Fold on dashed lines



This Is Me Lyrics

I am not a stranger to the dark
Hide away, they say
'Cause we don't want your broken parts
I've learned to be ashamed of all my scars
Run away, they say
No one'll love you as you are
But I won't let them break me down to dust
I know that there's a place for us
For we are glorious
When the sharpest words wanna cut me
down
I'm gonna send a flood, gonna drown 'em
out
I am brave, I am bruised
I am who I'm meant to be, this is me
Look out 'cause here I come
And I'm marching on to the beat I drum
I'm not scared to be seen
I make no apologies, this is me
Oh-oh-oh-oh
Oh-oh-oh-oh
Oh-oh-oh-oh
Oh-oh-oh-oh
Oh-oh-oh, oh-oh-oh, oh-oh-oh, oh, oh
Another round of bullets hits my skin
Well, fire away 'cause today, I won't let the
shame sink in
We are bursting through the barricades and
Reaching for the sun (we are warriors)
Yeah, that's what we've become (yeah,
that's what we've become)
I won't let them break me down to dust
I know that there's a place for us
For we are glorious

When the sharpest words wanna cut me
down
I'm gonna send a flood, gonna drown 'em
out
I am brave, I am bruised
I am who I'm meant to be, this is me
Look out 'cause here I come
And I'm marching on to the beat I drum
I'm not scared to be seen
I make no apologies, this is me
Oh-oh-oh-oh
Oh-oh-oh-oh
Oh-oh-oh-oh

Oh-oh-oh-oh
Oh-oh-oh, oh-oh-oh, oh-oh-oh, oh, oh
This is me
And I know that I deserve your love
(Oh-oh-oh-oh) There's nothing I'm not worthy
of
(Oh-oh-oh, oh-oh-oh, oh-oh-oh, oh, oh)
When the sharpest words wanna cut me
down
I'm gonna send a flood, gonna drown 'em
out
This is brave, this is bruised
This is who I'm meant to be, this is me
Look out 'cause here I come (look out 'cause
here I come)
And I'm marching on to the beat I drum
(marching on, marching, marching on)
I'm not scared to be seen
I make no apologies, this is me

When the sharpest words wanna cut me
down
I'm gonna send a flood, gonna drown 'em
out
I'm gonna send a flood
Gonna drown 'em out
Oh
This is me

Monologues

SHARING

Some people think I don't like sharing, but that isn't true at all. I love sharing. I mean, what's not to love about being able to go up to someone and say, "Hey, can I have some of that candy?" And then they give you some! Or, "Can I ride your bike for a while?" And then you get to ride their bike! Sharing is awesome. Sometimes you have to be careful, though. Like if someone comes up to me and says, "Can I have one of your cookies?" Well, if I gave them a cookie, then I might not have any cookies left to share with other people and that would be, like, the opposite of sharing. So I have to say no. Because sharing is really important.

BUGS

I like bugs. A lot. Spiders, ants, beetles, scorpions. Most people don't even know that scorpions are insects. They think they're lizards or something. But they're not. Even lobsters are related to spiders. Yeah. So enjoy your dinner. Everyone's always telling me that bugs are disgusting. But I say, if you can like dogs, why can't you like bugs? Truth is, most dogs are covered with bugs anyway. So every time you pet your dog, you're really just petting a bunch of bugs. Even I wouldn't do that. Yeah. Now who's the disgusting one?

WAITING

(Your character is staring at the clock, waiting for the end of the school year.)

The last five minutes before the end of the school year has to be the longest five minutes in the world. Seriously. Entire planets have been formed and exploded in less time. And it doesn't help that this clock is definitely broken. Look at how slow the second hand is moving. TickTockTick. Why doesn't somebody fix that thing? Come On! It's not like the janitor has anything better to do. Good grief – I think I just saw the second hand move backwards. Hold on. Was that . . . ? Yes! The minute hand just moved up one minute! (Stare at the clock for an extended moment.) Sheesh. The last four minutes before the end of the school year has to be the longest four minutes in the world.

RIDE

(Your character is riding a roller coaster and not liking it at all. These are the thoughts that are going through your character's mind. NOTE: For this monologue, you should be sitting in a chair. Make sure to use your body to show when the coaster is going up and when it's going down.)

(Going up.) Omigod, omigod, omigod, omigod. I don't know why I ever got on this thing. I hate roller coasters. I've always hated roller coasters. I should never have listened to what Chris said.

Whoa – here come's the top and – AAAAGH!

(Going down fast.)How is this fun? This is not fun. This is no fun at all. AAAAGH!

(Going up.) Omigod, omigod, omigod, omigod, we're going up again. And we're going higher. And we're going higher. Why don't they have a stop in the middle of this thing to let people out?

That would be a good idea. They should have – AAAAGH!

(Going down fast.) Just hold on. Just hold on. Just hold on. AAAAGH! WE'RE ALL GONNA DIE!
(Leveling off.) OK, OK, OK, we're slowing down. We're on the ground. We're slowing down. We're stopping. Yes. Yes. Yes. It's over.

(To a friend in the coaster next to you.) What? Yeah, really fun. Let's go home.

BROCCOLI

Why does broccoli even exist? For one thing, it's gross. For another thing, it's disgusting. And for a third thing, it's ugly. Well, someone has to say it. Broccoli is ugly. Like, think about French fries. French fries are a vegetable too. But they're not gross . . . unless they're cold. And they're totally not ugly. I mean, hello – they're golden. In what universe is gold not a good thing? And did I mention broccoli tastes bad? Yeah, basically broccoli has nothing at all going for it. Except that my Mum likes it. And tries to make me eat it. Did I mention that broccoli is disgusting?

coles
NSW ON SALE Wed 28 Jul to Tues 3 Aug 2021
See page 25 for terms & conditions

1/2 PRICE

View this week's most special offers
Helping lower the cost of your weekly shop [Click here for find out more](#)

1/2 PRICE Specials

Shop online for even more savings
Use the code of your weekly shop with our online specialty you can save even more.

1/2 PRICE

Helping lower the cost of your weekly shop

Easy Entertaining | coles

Meat | coles

\$9 **SAVE 10%**
Coles Australian No Added Preservatives Beef Cervical Brisket

\$9.40 **SAVE 10%**
Lipstick Free Bangs Chicken Tenderloins 100g (2.2kg pack)

\$13 **SAVE 10%**
Coles Multi-Buy Now Cooked Lamb Steaks in Red Wine Sauce 500g (2kg pack)

\$10 **SAVE 10%**
Coles Sausages 500g (100 pieces)

\$14 **SAVE 10%**
Coles Australian Pork Loin Chops

\$18 **SAVE 13**
Coles Australian No Added Preservatives Beef Steaks 100g (2kg pack)

\$12 **SAVE 10%**
Coles Beef, Turkey & Porky Burgers 500g (100 pieces)

\$3 **SAVE 90%**
Coles RSPCA Approved Whole Chicken

COLES ONLINE DELIVERY

Vegetables | coles

100% Aussie Kent Pumpkin In season **Aussie Farms First**

\$1.50 **kg**

Fresh SPECIALS
So fresh even more great from farmers

COLES ONLINE DELIVERY

Fruit & Vegetables | coles

100% Aussie Fresh Mushrooms

\$3 **kg**

\$4.20 **kg**
Australian Easy Apples

\$5.20 **kg**
Australian Quality Premium Big Bag 10kg

\$8 **kg**
Coles Natural 100% Fruit and Nut Flakes

\$2.20 **kg**
Australian Quality Premium Big Bag 10kg

\$2.50 **kg**
Australian Quality Premium Big Bag 10kg

\$2.70 **kg**
Australian Quality Premium Big Bag 10kg

COLES ONLINE DELIVERY

Fridge

BREAKFAST

\$9 **SAVE 10%**
Primo Breakfast Pack

\$6 **kg**
Primo Breakfast Pack

LUNCH

\$6 **kg**
Primo Lunch Pack

DINNER

\$6 **kg**
Primo Dinner Pack

\$3.55 **kg**
Primo Dinner Pack

Primo FOR EVERY MEAL

COLES ONLINE DELIVERY

Meat & Seafood | coles

\$16 **kg**
Prime Meat Sub Pack

\$20 **kg**
Prime Meat Sub Pack

\$12 **kg**
Prime Meat Sub Pack

\$10 **kg**
Prime Meat Sub Pack

\$10 **kg**
Prime Meat Sub Pack

\$27 **kg**
Prime Meat Sub Pack

\$1 **kg**
Prime Meat Sub Pack

COLES ONLINE DELIVERY

Bakery | coles

1/2 PRICE

\$1.87 **kg**
Coles Bakery Cake Bars

\$2.50 **kg**
Coles Bakery Cake Bars

\$2.30 **kg**
Coles Bakery Cake Bars

\$4 **kg**
Coles Bakery Cake Bars

\$2.50 **kg**
Coles Bakery Cake Bars

\$3 **kg**
Coles Bakery Cake Bars

\$3.50 **kg**
Coles Bakery Cake Bars

Any 2 for \$3.50
MIX 'N SAVE SAVE 50%

COLES ONLINE DELIVERY

PANDORA'S PARTY PALACE

Snacks

\$5.95

Potato Chips
10 packets per pack



\$3.25

Sultanas
6 boxes per pack



\$5.50

Popcorn
10 packets per pack



Lunch Items

\$4.00

Chicken Nuggets
20 pieces per box



\$8.00

Mini Pizzas
6 pizzas per box



\$20.00

Sushi
20 rolls per pack



25% OFF

Sweet Treats

\$3.50

Chocolate Cupcakes
10 per box



\$5.99

Yoghurt Iceblocks
10 per box



\$2.18

Lollipops
Pack of 12



Drinks

\$2.75

Water
6 x 250 mL bottles



\$10.75

Lemonade
10 x 375 mL bottles



\$5.50

Juice
6 x 250 mL boxes



PANDORA'S PARTY PALACE

Decorations

\$1.89

Party Hats
5 hats per pack



\$2.80

Balloons
20 per pack



\$2.10

Streamers
2 rolls per pack



\$2.40

Bunting
1 x 3 m pack



\$1.68

Party Poppers
10 per pack



\$3.20

Party Blowers
10 per pack



Serving Supplies

\$2.50

Paper Plates
20 plates per pack



\$3.00

Paper Cups
25 cups per pack



\$1.10

Straws
Box of 50



10% OFF

\$2.80

Plastic Tablecloth
1 per pack



\$1.50

Serviettes
100 per pack



\$4.50

Wet Hand Wipes
100 wipes per tub



PANDORA'S PARTY PALACE

Lucy is buying some sweet treats for a party. She needs at least 80 sweet treats, but she doesn't want more than 100.

What combinations of sweet treats could Lucy buy for the party?

List some possibilities.

Calculate the total cost of the sweet treats for Lucy's party.



PANDORA'S PARTY PALACE

Taylor's class was having an end-of-year party. Taylor was asked to bring the drinks. His budget for the drinks was \$40.

What combinations of drinks could Taylor buy for the class party?

List some possibilities.

Check that the drinks don't cost more than \$40.



PANDORA'S PARTY PALACE

Mrs Small bought some party decorations for a surprise party for her class.

Mrs Small bought:

- 6 packs of streamers
- 4 packs of bunting
- 3 packs of party blowers.

How much did Mrs Small spend on decorations for the party?



PANDORA'S PARTY PALACE

Daniel and his family were going on a picnic with his cousins. Daniel's family was asked to bring the paper plates, cups and serviettes.

If there were 55 people were going to the picnic, how many packs of paper plates, cups and serviettes did Daniel's family have to buy?

How much did Daniel's family spend on serving supplies?



PANDORA'S PARTY PALACE

Mario is planning a pizza party for his birthday. He needs 36 mini pizzas to feed his friends.

How many boxes of mini pizzas does Mario need to buy?

Calculate the total cost of the mini pizzas for Mario's birthday party.



PANDORA'S PARTY PALACE

Amy's friends came over to her place for a movie night. Amy bought 5 packs of popcorn to share with her friends.

How many snack-size popcorn packets did Amy have at her movie night?

Calculate the total cost of 5 packs of popcorn.



PANDORA'S PARTY PALACE

Sam decided to buy sushi rolls and chicken nuggets for his birthday party. He wanted each guest to have 6 pieces of sushi and 6 chicken nuggets.

If Sam invited 12 guests, how many boxes of chicken nuggets and packs of sushi did he need to buy?

Calculate the total cost for Sam's party food.



PANDORA'S PARTY PALACE

As a special treat, Mr Wright wants to buy his class lollipops.

If there are 32 children in the class, calculate for Mr Wright:

- the total number of packs of lollipops
- the total cost of the lollipops.



PANDORA'S PARTY PALACE

Coach Carter needs enough bottles of water to give one to each player for the soccer gala day.

If 63 players are attending the soccer gala day, how many six packs of water should Coach Carter buy?

Calculate the total cost for the water.



PANDORA'S PARTY PALACE

Class 6A was having a cake stall to raise money for some new play equipment. They bought 14 boxes of cupcakes from Pandora's Party Palace and sold each cupcake at the stall for 50 cents.

Calculate:

- the total cost of the cupcakes
- the total profit made from the cake stall.



PANDORA'S PARTY PALACE

Naomi wants to decorate her house with bunting to welcome her grandparents back from an overseas trip.

Naomi needs 14 m of bunting to decorate the house.

Calculate how many packs of bunting Naomi must buy and the total cost of the bunting.



PANDORA'S PARTY PALACE

As part of their end-of-school year celebration, Principal Jones bought yoghurt ice blocks for every child in the school.

If there were 472 students in the school, how many boxes of yoghurt ice blocks did Principal Jones buy?

Calculate the total cost for the ice blocks.

