



## Learning from Home – Brooke Avenue Public School


### Stage 2 (Years 3 and 4) – Week 1, Term 3

The following timetable can be used by students to support learning at home. All tasks have been linked to syllabus outcomes. If technology is available at home, please use the attached links to support learning.



	Monday	Tuesday	Wednesday	Thursday	Friday
<b>Daily task</b>		Fold up your pyjamas	Brush your teeth without being reminded.	Help prepare dinner in some way	Help with an outdoor task
<b>Morning</b>		<p><b>English</b></p> <p><b>Read</b> "Brilliant Bike Riding" and complete the comprehension.</p> <p><b>Writing-</b> Create a writing plan in words or pictures to persuade your friends to wear a helmet when bike riding.</p>	<p><b>English</b></p> <p><b>Writing</b> Use your writing plan to write a text to persuade your friends to wear a helmet when bike riding. Try to include at least 3 reasons why it is important. Try to include a paragraph for each different idea.</p>	<p><b>English</b></p> <p><b>Read</b> The poem – "Tawny Frogmouth" In your own words, write what you think is happening in the poem.</p> <p><b>Writing</b> Use a different coloured pencil to edit your writing on the need to wear a helmet when bike riding.</p>	<p><b>English</b></p> <p><b>Read</b> A book or magazine of your choice for 15 minutes.</p> <p><b>Writing</b> Create a poster to encourage bike safety. Use the text "Brilliant Bike Riding" to help with safety points you can include.</p>

Monday	Tuesday	Wednesday	Thursday	Friday
	<p><b>Spelling</b> Write your spelling words once. (Choose the list most suited to your ability)</p> <p><b>Grammar</b> Edit "School Bus"</p>	<p><b>Read</b> Practise reading your text out loud and then read it to a family member.</p> <p><b>Spelling</b> Write your spelling words once and complete the 'Codebreaker' sheet.</p> <p><b>Handwriting</b> Practise your handwriting by copying the sheet.</p>	<p>Then publish your final copy either in your best handwriting or digitally.</p> <p><b>Spelling</b> Write your spelling words in alphabetical order.</p>	<p><b>Spelling-</b> Write your spelling words once and then ask a family member to test you on your words.</p> <p><i>How did you go?</i></p> <p><b>Grammar</b> Worksheet – Apostrophe of Contraction</p>
<b>Break</b>	Time to stop and refuel. Eat, play, have fun. Self-directed outside activities where possible.			
<b>Middle</b>	<b>Maths:</b>	<b>Maths:</b>	<b>Maths:</b>	<b>Maths:</b>

Monday	Tuesday	Wednesday	Thursday	Friday												
	<p>Choose a number from the following and write everything you know about that number.</p> <p>24 286 6 394 18000</p> <p>Number of the day website: <a href="https://mathsstarters.net/activity/numdaystudent">https://mathsstarters.net/activity/numdaystudent</a></p> <table border="1" data-bbox="600 1007 927 1305"> <thead> <tr> <th>Thousands</th> <th>Hundreds</th> <th>Tens</th> <th>Ones</th> </tr> </thead> <tbody> <tr> <td></td> <td></td> <td></td> <td></td> </tr> <tr> <td></td> <td></td> <td></td> <td></td> </tr> </tbody> </table>	Thousands	Hundreds	Tens	Ones									<p>Choose a number from the following and write everything you know about that number.</p> <p>86 294 6472 33 980</p> <p>Number of the day website: <a href="https://mathsstarters.net/activity/numdaystudent">https://mathsstarters.net/activity/numdaystudent</a></p>	<p>Choose a number from the following and write everything you know about that number.</p> <p>92 166 4 216 42109</p> <p>Number of the day website: <a href="https://mathsstarters.net/activity/numdaystudent">https://mathsstarters.net/activity/numdaystudent</a></p>	<p>Choose a number from the following and write everything you know about that number.</p> <p>100 883 3848 20 275</p> <p>Number of the day website: <a href="https://mathsstarters.net/activity/numdaystudent">https://mathsstarters.net/activity/numdaystudent</a></p> <div data-bbox="1688 850 2058 1134"> </div> <p>How many ways can you write a number? The image shows you</p>
Thousands	Hundreds	Tens	Ones													

Monday	Tuesday	Wednesday	Thursday	Friday
		<p>Draw a place value chart like this one:</p> <p>Write the following numbers in the correct place value place.</p> <p>3927</p> <p>1925</p> <p>5836</p> <p>1921</p> <p>1886</p> <p><b>Worksheet:</b></p> <p>Whole Numbers</p>	 <p>Worksheet</p> <p>Revision of Time</p>	<p>how many ways you can write the number 3605.</p> <p>Write down how many ways you can write the following numbers:</p> <p>302</p> <p>449</p> <p>182</p>

Monday	Tuesday	Wednesday	Thursday	Friday
		Sort the following numbers into two columns labelled 'Odd' and 'Even' 5 6 8 10 14 15 17 19 111 200 322 527 612 1463 1985 1339		
<b>Break</b>	Time to stop and refuel. Eat, play, have fun. Self-directed outside activities where possible.			

	Monday	Tuesday	Wednesday	Thursday	Friday
Afternoon		<p><b>Creative Arts</b></p> <p>Drawing</p> <p>You may like to draw an imagined bike or draw a bike using direct observation.</p> <p>Artwork by John Olsen</p> 	<p><b>Creative Arts</b></p> <p>Drawing</p> <p>Continue to work on your drawing, decide whether you would like to add colour, shading or an interesting background.</p> <p>Artwork by John Olsen</p> 	<p><b>Science-</b></p> <p>“Moon Landing” Word Search</p>	<p><b>Creative Arts</b></p> <p>Choose a musical instrument that you like and research some facts about the instrument. Record 5 interesting facts about the instrument.</p>

## Brilliant Bike Riding

Bike riding is a great activity to do with your friends and family to keep fit and have fun. However, it is important that you stay safe during your bike ride.

Before you ride your bike, you should check a few things. Firstly, make sure your brakes are working and the blocks are not worn down. Secondly, check that your bike chain is oiled and not too loose. Thirdly, make sure that both the front and back tyres have plenty of air in them. Next, check the height of your seat. Your toes should be able to reach the ground. Finally, always wear a correctly-fitted helmet, bright clothing and check that your shoe laces are tied up.

During your bike ride, it is important to ride responsibly, even with your friends. If you are under the age of twelve, you should have an adult supervising you. It is a good idea to plan your bike ride to avoid heavy traffic areas and, where possible, use bike tracks. Remember to be safe and have fun!



## Brilliant Bike Riding

1. What is the main idea of this text?
2. What are three details that support the main idea?
3. Carefully read the text.  
Underline any words which are repeated, or seem important. Write them down.
4. Another good title for this text could be.
  - a) Bike Riding Safety.
  - b) I Like Bike Riding.
  - c) Boring Bike Riding.
  - d) Leslie's Bike Riding Fun.

### CRAZY CREATIVE CHALLENGE

Write about a time you had fun bike riding with your family or friends.

If you haven't been riding before, then make up a story about a bike ride.

Find the Main Idea — Questions

Name \_\_\_\_\_

Date \_\_\_\_\_

## Brilliant Bike Riding

1. What is the main idea of this text?

---

---

---

---

2. What are three details that support the main idea?

Detail 1: \_\_\_\_\_  
\_\_\_\_\_

Detail 2: \_\_\_\_\_  
\_\_\_\_\_

Detail 3: \_\_\_\_\_  
\_\_\_\_\_

3. Carefully read the text.

Underline any words which are repeated, or seem important. Write them down.

---

---

---

---

4. Another good title for this text could be

- a) Bike Riding Safety.
- b) I Like Bike Riding.
- c) Boring Bike Riding.
- d) Leslie's Bike Riding Fun.




# WEEK 1

List 1	List 2	List 3
also	almost	always
almost	always	although
war	welcome	alright
warn	wart	welcome
ward	warden	welfare
well	because	finally
next	also	furthermore
then	firstly	meanwhile
first	unless	eventually
because	finally	afterwards



## 9 School Bus

my brother and i caught the bus  
to school today. we got there  
earlie becose there was no traffic  
on the road



Find 2 spelling mistakes.  
Add 3 capital letters and 1 full stop.

Trace and copy these letters.

n n n n n n

r r r r r r

Copy the letter links.

an am ap ab ag

dr dd ha ar ca

nn mm rr dd add


am da mm an dd nn

# Tawny Frogmouth

(*Podargus strigoides*)

poem by Catherine Oehlman | illustrated by Bronwyn Bancroft

Danger approaches.  
Be the branch.  
Stay still.  
Head up.  
Back straight.  
Be the branch.  
Beak closed.  
Eyes shut.  
Feathers tight.  
Be the branch.  
Danger passes.  
Relax.



# Unit 20

# Apostrophe of Contraction

An apostrophe is used when we combine two words together to make a shorter word.

E.g. Can not = can't


The apostrophe is put in the place of the letters that have been taken out.

1 Circle the words in the box that use an apostrophe of contraction.

you	can't	he	pencil	won't	we'll	her
tennis	you'll	his	I've	it's	football	
it'll	my	they'll	shouldn't	she'd	baseball	

2 Underline the words that are contractions in these sentences.


- The little boy can't catch a fish.
- Couldn't you find your red pencil?
- She'll be back when she's ready.
- The game didn't start until they'd warmed up.
- We'd better hurry back or they'll leave without us.
- We've been very happy with our new car.



3 Match the words with their shortened form.

should have  
she did  
it will  
he is  
they will  
could have

could've  
she'd  
he's  
they'll  
it'll  
should've



4 Form contractions by putting apostrophes in these words.

shed	e isnt	i whats
hes	f dont	j well
lm	g lve	k hed
youll	h shouldnt	l its

E.g. were  
becomes  
we're



### Stage 2 – Whole numbers

#### Question 4 – ordering and rounding numbers

#### Key ideas

a) Arrange the following numbers in **ascending** order: 409, 94, 904, 4049, 4009

Read, write and order numbers of up to four-digits

\_\_\_\_\_

b) Arrange the following numbers in **descending** order: 72, 782, 827, 8072, 7208

\_\_\_\_\_

c) Round 56 to the nearest **ten**. \_\_\_\_\_

State the place value of digits in numbers of up to five-digits

d) Round 245 to the nearest **hundred**. \_\_\_\_\_

e) Round 4368 to the nearest **thousand**. \_\_\_\_\_

f) Round 34 679 to the nearest **ten thousand**. \_\_\_\_\_

g) Round 5756 to the nearest **hundred**. \_\_\_\_\_

Name: \_\_\_\_\_ Class: \_\_\_\_\_ Date: \_\_\_\_\_

## Stage 2 – Time

### Question 6 – converting between units of time

### Key ideas

Convert the following units of time.

a) 1 minute = \_\_\_\_\_ seconds

b) 2 hours = \_\_\_\_\_ minutes

c) 2 days = \_\_\_\_\_ hours

d) 1 fortnight = \_\_\_\_\_ days

e) 1 year = \_\_\_\_\_ days

f) 180 minutes = \_\_\_\_\_ hours

g) 48 hours = \_\_\_\_\_ days

h) 1 week = \_\_\_\_\_ days

i) half an hour = \_\_\_\_\_ minutes

j) 2 years = \_\_\_\_\_ weeks

Convert between seconds, minutes, hours and days



# Moon Landing Word Search

teachthisworksheet.com



## Student Information:

Complete the Moon Landing word search puzzle below as fast as you can!



## Word Search Puzzle:

A	L	D	R	I	N	H	L	U	T	E	K	C	O	R
R	H	R	W	T	E	L	E	S	C	O	P	E	I	F
M	N	M	P	A	N	V	A	P	O	L	L	O	E	F
S	O	Z	I	S	V	U	B	A	F	M	B	P	K	L
T	I	O	N	T	G	B	F	C	T	S	K	R	Y	I
R	S	S	N	R	Y	H	T	E	W	Z	T	T	G	G
O	S	W	V	O	C	W	Z	S	V	W	U	R	G	H
N	I	K	M	N	J	X	D	U	L	Z	A	P	U	T
G	M	N	U	O	V	R	K	I	G	V	N	Q	B	R
U	U	A	L	M	J	E	Z	T	I	Y	O	O	V	D
T	L	Z	C	E	N	T	R	T	X	F	R	Y	E	E
I	D	X	B	R	D	A	Y	E	C	T	T	R	R	A
B	A	S	F	D	N	R	V	N	I	C	S	A	S	G
R	C	E	T	U	H	C	A	R	A	P	A	D	O	L
O	H	L	L	D	A	T	M	O	S	P	H	E	R	E

## Word List:

Aldrin  
Flight  
Spacesuit  
Buggy  
Parachute  
Launch  
Astronomer

Eagle  
Lunar  
Apollo  
Gravity  
Telescope  
Moon  
Armstrong

Atmosphere  
Orbit  
Astronaut  
Mission  
Crater  
Rocket

